

## Help your clients understand how you can help by sharing these digital materials

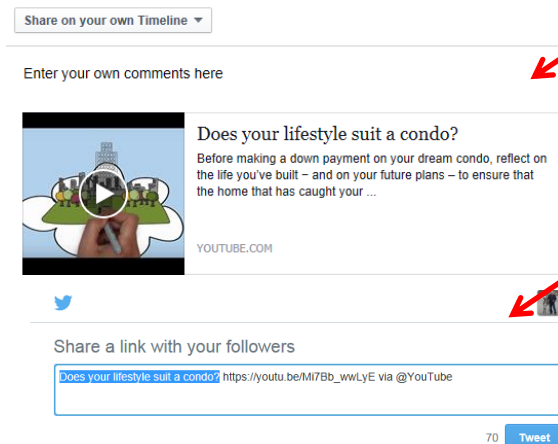
Below are instructions on how to incorporate this content on your firm's website or blog. Share these materials with existing clients and also appeal to potential clients who may visit your sites when looking for a lawyer.

### Video Sharing

#### Sharing content directly from [TitlePLUS.ca](http://TitlePLUS.ca)



1. Click on the "Share" icon on the top right corner of the video.
2. Options to share the video to Facebook, Twitter and Google+ will open
3. You can also copy the short URL and paste it into your social media account .



4. If you click on Facebook a "share on Facebook" box will open. If you are not logged into Facebook you will be prompted to. From here you can add your own comments before posting it to your Facebook timeline.

5. If you click on Twitter a "share a link with your followers" box will open. You can add your own text here before sending the Tweet

## 1. Sharing content from the [LAWPRO YouTube page](#)

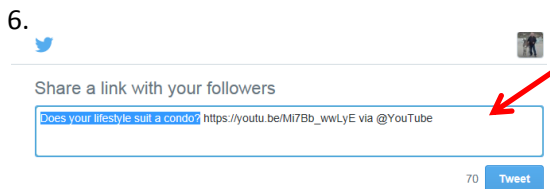



1. Click the “Share” button to open options to post the video to Facebook, Twitter, Google+ and many other social media programs.

2. Click the icon for the social media account you want to use to share the video

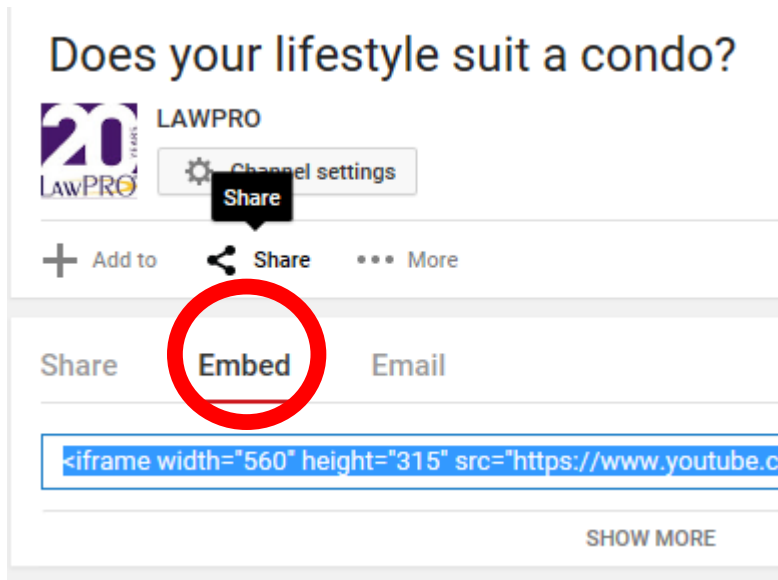
3. You can also copy and paste the URL into another social media program like Facebook.

4. If you click on Facebook a “share on Facebook” box will open. If you are not logged into Facebook you will be prompted to. From here you can add your own comments before posting it to your Facebook timeline.



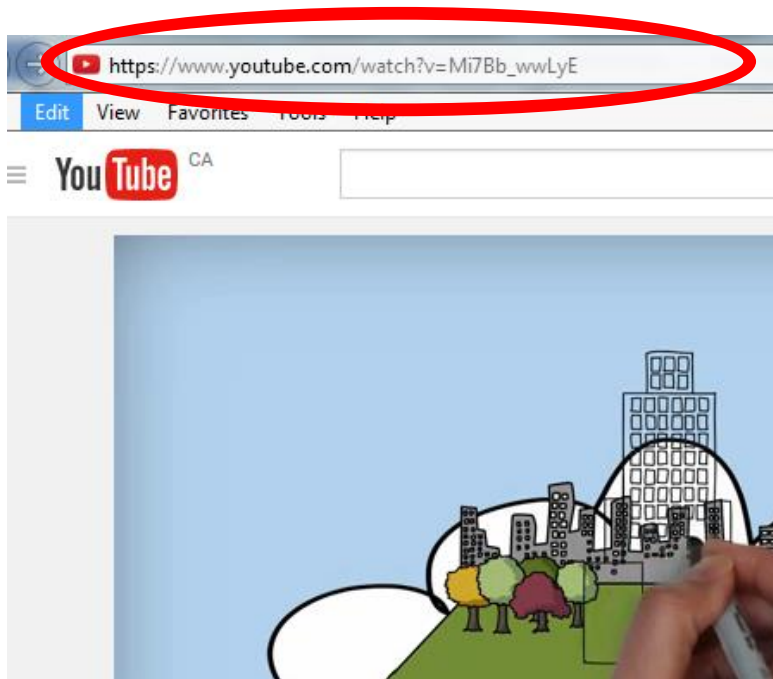
5. If you click on Twitter a “share a link with your followers” box will open. You can add your own text here before sending the Tweet

### 3. Embedding the video on your website



1. On the YouTube page, click "Share", and then "Embed"
2. A line of HTML code appears which you can use to embed the video on a website.
3. You can change the width and height numbers to adjust the size of the video on your site

### 4. Emailing the video



Copy the URL at the top of the video and paste it into your email.

## Sharing articles from [TitlePLUS.ca](http://TitlePLUS.ca)



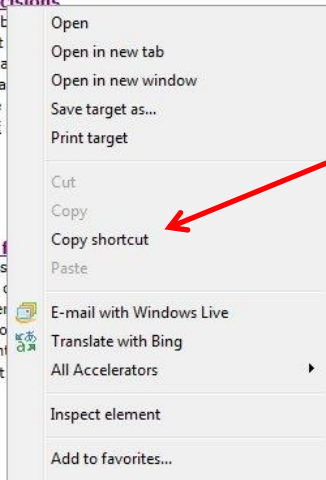
### Your life, your decisions

It can be uncomfortable planning. But without ones may feel uncertain the decisions they make your behalf if you die incapacitated. [MORE](#)



### Does your lifestyle f

There are many appeals Canadians towards the efficiency, security, even that attract people to making a down payment you may want to reflect built - [MORE](#)



1. Right click on the title of the article and select "Copy shortcut". You can then paste the link into an email.

2. You can also copy the text directly from the articles (which are in .pdf format)